



# REPORT CARD

for 2015





DJJ's director and the new homeowner cut the ribbon on DJJ's third Habitat for Humanity home



A DJJ "Blazer" speaks at the Blazers graduation



A DJJ woodworking student presents a custom made bowl to the Governor

## *From the Director*



Sylvia Murray  
DJJ Director

Welcome to our twelfth annual South Carolina Department of Juvenile Justice Report Card. As the new Director of the department, I am honored to continue this tradition of providing the public with a simple yearly accounting of what we're doing at DJJ and how we're constantly working to make the agency better, with a focus on protecting the public, preventing juvenile crime, rehabilitating our youth, and offering services that benefit every citizen of South Carolina.

My first year as Director has been a very rewarding one. Continuing the trend of dropping juvenile crime that we've seen in previous years, the average daily population in our Broad River Road long-term incarceration facility was only 117 in FY 2014-15, a 73% decrease since 2003. And with more concentration on "front-end" and preventative programs at DJJ, referrals to the agency also continue to drop. FY 2014-15 referrals are down 4.5 percent over the previous year and down 45.9% since the baseline year of FY 2002-03.

Our agency also continues to do good work, in the community, behind the fence, and with at-risk populations. This year's "Restoring Carolina Through Youth Service" community service events were once again a huge opportunity for DJJ to "give back" to the community, with county offices and DJJ facilities from across the state participating in charitable and community service oriented activities in their local communities.

Also in the community this year, as part of our "front end" juvenile crime prevention efforts, 743 elementary and middle school students in 16 schools in 13 counties participated in DJJ's Gang Resistance Education and Training (G.R.E.A.T.) program. Additionally, 4,279 children were served at DJJ's 38 Teen Afterschool Center (TASC) sites in 22 counties (up from 1,112 youth served in FY 2013-14).

We have also continued to focus significant efforts this year on Job Readiness Training for DJJ youth. These efforts include our Career and Technology Education (CATE) courses offered within the DJJ School District, the Job Readiness Training Center (JRTC) and the Job Readiness Training (JRT) program in the community. During FY 2014-15, the JRTC expanded its mission to include a job development component. Four regional job developers are now working across the state to help connect young people with employment, vocational training and post-secondary education. Moreover, the facility sponsored the "S.T.E.M. Expo" and "BIZCAMP." Both events exposed participants to exciting career opportunities and leader-

ship skills development. 1,962 youth were served through the JRTC in FY 2014-15 (up from 1,100 the previous year). JRT programs in the community also served an additional 474 youth.

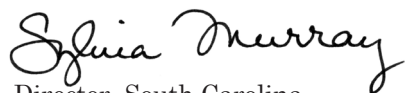
Improvements also continue in DJJ's hardware-secure facilities. We continue to focus on the national Performance-based Standards (PbS) criteria, as a measure of how we are improving our secure facilities. During FY 2014-15, three DJJ facilities achieved a Level Four rating, which is the highest achievable PbS rating—signifying outstanding performance. These outstanding ratings are a testament to how far this agency has come from a time when the agency was under the shadow of federal lawsuit oversight for poor conditions in these same facilities just 15 years ago.

But while all of these accomplishments are something for us to be proud of, I want to be careful to note that we still have a long way to go in our efforts to improve the state of juvenile justice in South Carolina. Though we've finally arrived at a more adequate budget after many years of underfunding, the expansion of programs in areas such as job training and prevention does cost us money. However, we know that these "front end" programs are desperately needed to prevent our at-risk young people from ever becoming criminals. So programs like these are a cost that we're willing to incur for the greater good of our citizens.

There are also additional costs associated with compliance in the aforementioned PbS and Prison Rape Elimination Act (PREA) standards, which help make our facilities safer and more effective for our young people. And there are, of course, costs associated with the better facilities and more intensive treatment and services that we utilize and offer today, compared to a time when the agency's services were far too limited and ineffective. But again, these are costs that we know are needed to keep us moving forward.

So understand that, above all, I want my tenure as DJJ Director to be one in which DJJ continues to improve. I don't want to ever see an era in which we let overconfidence in our accomplishments threaten to derail our mission. Nor should a reasonable desire to cut costs ever blind us to the very real possibility that, if underfunded and understaffed again, DJJ could all-too-easily revert back to a time when the juvenile justice system in South Carolina had to be put under the control of the federal court system. We must continue to move forward. And I will do my best, as Director, to ensure that we do.

And so I present to you, the citizens of South Carolina, the South Carolina Department of Juvenile Justice 2015 Report Card.



Director, South Carolina  
Department of Juvenile Justice

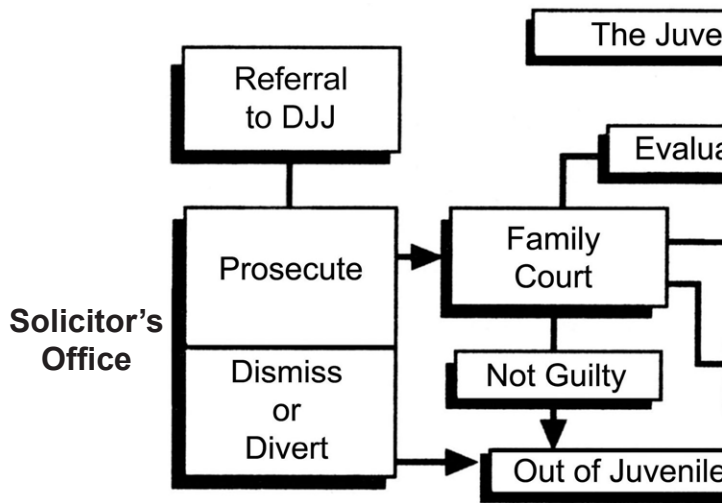


A DJJ student works with a volunteer

A DJJ juvenile talks to a guest at the First Annual Seniors Sweetheart Luncheon and Dance community service event



DJJ Plametto Trees, made by youth at DJJ for the Store of Hope

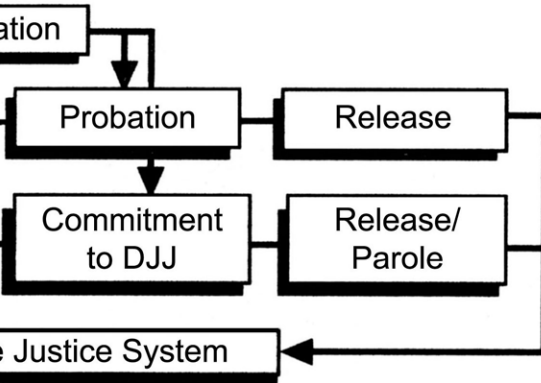


Juveniles usually enter the juvenile justice system in South Carolina when they are taken into custody by law enforcement or when a solicitor or a school refers them to DJJ. At this stage, personnel at a DJJ county office usually interview the juvenile. DJJ has offices in 43 of South Carolina's 46 counties. Law enforcement also may elect to send the juvenile to a South Carolina juvenile detention center, pending a hearing.

After county office or detention center personnel have interviewed a juvenile, DJJ makes recommendations to the solicitor's office regarding the case. The solicitor has a number of options available when deciding how to pursue a case. A solicitor may choose to divert a juvenile to a community program, such as Juvenile Arbitration, or require the juvenile to make restitution for the offense. Solicitors also may choose to proceed with prosecution or dismiss a case entirely.

If the solicitor chooses to prosecute, the next stage of the process involves the family court. A family court judge determines the guilt or innocence of the juvenile and sentences those juveniles adjudicated delinquent (found guilty). Often a judge will request a DJJ evaluation of the juvenile before making a final ruling, or prior to commitment. This evaluation involves psychological, social, and educational assessments conducted either in the community or at one of DJJ's three regional evaluation centers. The resulting comprehensive evaluation helps the judge decide how to proceed in the best interests of the juvenile, victim, and community.

## Juvenile Justice Process



A family court judge may find that a juvenile is not delinquent (not guilty). After a finding of delinquency, the judge has several sentencing options. Chief among these is probation, which maintains the juvenile in the community under DJJ supervision. The judge may also commit the juvenile to DJJ custody by imposing a determinate (fixed amount of time) or indeterminate sentence. An indeterminate sentence allows the youth to be confined up to the age of 21.

Upon indeterminate commitment, a juvenile will be given a time range or “guideline,” determined by the state Board of Juvenile Parole (for all felonies and select misdemeanors) or DJJ’s own release authority (for most misdemeanors and all status offenses). This range is based on the severity of the juvenile’s offense and his or her history of previous offenses. These guidelines can run anywhere from 1-3 months up to 36-54 months. The Board and DJJ use these guidelines – along with an evaluation of the juvenile’s behavior and progress – to determine the length of incarceration.

Juveniles may remain incarcerated beyond their guideline (up to their 21st birthday). They may also be paroled prior to their minimum guideline for exceptional behavior and progress.

Juveniles may be granted conditional or unconditional releases. A conditional release might involve requiring the juvenile to complete a local aftercare program or program at a wilderness camp or group home. A conditional release also involves a period of parole supervision. DJJ county officers supervise juveniles on parole, much as they supervise juveniles on probation.

For more detailed information visit DJJ’s website at:

[www.state.sc.us/djj/process.php](http://www.state.sc.us/djj/process.php)

JUVENILE JUSTICE

# A Report Card to Our Citizens

## CUSTOMER SERVICES

### Customers = Victims, Offenders, and the Community

#### Cases

##### Referred to DJJ

2014 – 2015	15,697
2013 – 2014	16,429
2012 – 2013	16,754
2011 – 2012	17,180
2010 – 2011	18,114

**CASE REFERRALS TO DJJ:** In FY 2014-15, 15,697 cases were referred to DJJ, a 13% drop in the last five years. Data collected by DJJ at the time offenders exited the juvenile justice system revealed that 69 percent of cases closed involved males and 58 percent involved African-Americans. The average age was 15 years old.

#### Five Most Frequent Offenses Associated with Referrals to DJJ

- #1 Assault and Battery, 3rd
- #2 Shoplifting
- #3 Disturbing Schools
- #4 Public Disorderly Conduct
- #5 Simple Posses./Marijuana

**FIVE MOST FREQUENT OFFENSES ASSOCIATED WITH REFERRALS TO DJJ:** The #1 charge associated with cases referred to DJJ statewide was Assault and Battery, 3rd Degree. 8% of all cases referred to DJJ involved violent and serious offenses.

#### Offenders Diverted by Juvenile Arbitration Programs

2014 – 2015	3,841
2013 – 2014	4,078
2012 – 2013	4,234
2011 – 2012	4,041
2010 – 2011	4,115

**OFFENDERS DIVERTED BY JUVENILE ARBITRATION PROGRAMS:** Juvenile Arbitration is a program operated in all 16 judicial circuits in South Carolina to divert first-time, non-violent juvenile offenders from the court. In the program, trained citizen volunteers work with offenders/parents, victims, and law enforcement to determine appropriate sanctions.

#### Average Daily Population FY 2014-15

	<u>2014-2015</u>
Hardware Secure Custody (committed and noncommitted)	401
Staff Secure Wilderness Camps	196
Multi-Agency and Therapeutic Placements	220
Marine Programs	85
Mental Health Placements	<u>38</u>
<b>Total:</b>	<b>940</b>

**AVERAGE DAILY POPULATION AT DJJ:** During Fiscal Year 2014-15, an average daily population of 401 juveniles was held in hardware-secure facilities at DJJ.

DJJ participates in the Performance based Standards (PbS) project of the Council of Juvenile Corrections Administrators. This year, three DJJ secure facilities achieved level 4, the highest possible PbS rating, ranking them in the top six to twelve percent of participating PbS facilities in the country.





# A Report Card to Our Citizens

## CUSTOMER SERVICES

### Customers = Victims, Offenders, and the Community

#### Juvenile Parole & Probation Caseloads in Communities

2014 - 2015	3,164
2013 - 2014	3,474
2012 - 2013	3,495
2011 - 2012	3,819
2010 - 2011	4,293

#### JUVENILE PROBATION & PAROLE

**CASELOADS IN COMMUNITIES:** The supervision of offenders in their communities enhances community safety. DJJ's community staff supervised 3,164 juvenile offenders both on probation or parole at the close of Fiscal Year 2014-2015.

#### Youth Served by TASC

2014-2015	4,279 Youth
2013-2014	1,653 Youth
2012-2013	1,156 Youth
2011-2012	1,091 Youth
2010-2011	1,010 Youth

#### TEEN AFTER SCHOOL CENTERS (TASC):

TASCs are after-school programs that provide mentoring, tutoring, and supervised recreation in the critical after-school hours. 4,279 students were served in FY2015. Additional Job Readiness Training sites were also created across the state in 2015.

#### DJJ School District Graduates

2014 - 2015	38
2013 - 2014	92
2012 - 2013	117
2011 - 2012	116
2010 - 2011	120

#### SCDJJ SCHOOL DISTRICT GRADUATES: DJJ

operates its own school district for incarcerated offenders, currently with high school and middle school programs accredited by the South Carolina Department of Education. The passing rate for the General Equivalency Degree (GED) test at DJJ schools is 61%. Post-secondary opportunities are also available for students.

DJJ's Birchwood School is accredited by the Southern Association of Colleges and Schools (SACS).

# A Report Card to Our Citizens

## ACCOUNTABILITY — A Restorative Benchmark

### (Repairing the harm to victims and community)

#### Restitution to Victims

# of Cases:	436
Amount Ordered:	\$308,725
Amount Paid:	\$93,208

**RESTITUTION:** Offenders are expected to pay back victims of crime for the harm they have caused. In FY-2013-14, restitution was ordered in 436 new cases totaling \$308,725. A total of \$93,208 was paid to victims during the fiscal year.

#### Restorative Community Work Service Hours

# of Cases:	1,277
Hours Ordered:	34,472
Hours Worked:	17,832
\$ Value:	\$ 129,282
(calculated at minimum wage)	

**WORK SERVICE:** Offenders are expected to perform work service to repay their community for the harm they have caused. In FY 2014-15, 1,277 new cases included orders for work service hours, which totaled 34,472 hours. During the year, 17,832 hours were worked by offenders in their communities.

#### Victims Contacted by DJJ

Victims contacted 2014-2015	5,008
-----------------------------	-------

**VICTIMS:** Victims of juvenile crime are given the opportunity to serve as speakers on victim impact panels. These panels allow victims to tell offenders face-to-face how their crimes have impacted their lives. In FY 2014-2015, 33 victim impact panels were held. Records show that 166 juvenile offenders attended these panel presentations and were able to hear from victims.

Additionally, juveniles receive training in victim empathy. In FY 2013-2014, 66 victim impact classes were held in DJJ county offices. A total of 339 juvenile offenders took part in these victim impact classes.



# A Report Card to Our Citizens

## COMPETENCY—A Restorative Benchmark (Offenders developing skills needed to live crime free)

### G.R.E.A.T.

# of school classes taught:	16
# of students:	743

**DJJ STAFF TEACH G.R.E.A.T. ANTI-GANG CURRICULUM IN PUBLIC SCHOOLS:** DJJ staff, certified as instructors in the evidence-based U.S. Department of Justice's G.R.E.A.T. gang prevention curriculum, taught in 16 school classes in FY 14-15, reaching 743 at-risk students.

### Class Enrollment For Job Readiness Training Center (JRTC) Classes

2014 – 2015	1,962
-------------	-------

### JOB READINESS TRAINING:

In its second year of operation, DJJ's Job Readiness Training Center (JRTC) had a total enrollment of 1,962 for its training classes in FY2015 (up 43% from last year). Students at JRTC took classes in financial literacy, culinary arts, leadership, interviewing skills, public speaking, interpersonal skills, and in many other areas related to life skills and job placement.

### Youth Completing a Job Readiness Training Program in the Community

2014 – 2015	474
-------------	-----

During fiscal year 2014-15, 474 youth also completed job readiness training in DJJ's eight community job readiness training sites, located throughout the state.

### Citizen Participation

# of Volunteers:	2,424
Hrs. Contributed:	23,246
Value: (calculated at \$16.53/hr)*	\$384,256

DJJ also offered students in its school district numerous career and technology classes such as graphics arts, automotive collision repair, automotive technology, horticulture, digital desktop publishing, culinary arts, parenting, and carpentry. ServSafe, forklift, WorkKeys, welding, and other certifications are also offered, with 344 certifications awarded in 2014-15.

**CITIZEN PARTICIPATION/COMMUNITY COMPETENCY:** During FY 2014-15, 2,424 volunteers stepped forward to assist DJJ. Citizen volunteers helped to make our communities safer by contributing approximately 23,246 hours of services.

\* This figure for calculating volunteer value is promoted by the South Carolina Association of Volunteer Administration (SCAVA)



## COMMUNITY SAFETY — A Restorative Benchmark (Protecting the public)

### 20-Year Comparison of Violent & Serious Juvenile Cases in South Carolina

Year	# of Cases
2014-15	1,263
1994-95	3,589

### VIOLENT & SERIOUS JUVENILE CASES:

Nationally and in South Carolina, juvenile violent crime peaked in the mid-1990's. Since then, violent and serious juvenile crime in South Carolina has decreased by 65% percent. The number of cases includes juveniles referred more than once during the fiscal year.

### Cases Resulting in Commitment to DJJ

Year	Number
2014-15	1,312
2013-14	1,364
2012-13	1,374
2011-12	1,470
2010-11	1,910

**TRENDS IN JUVENILE JUSTICE:** One indicator of trends in South Carolina's juvenile justice system is the number of offenders committed to DJJ. This table compares the number of offenders sentenced to DJJ over the past five years.

### Daily Population Juveniles Held in DJJ's Detention Center

Year	Number
2014-15	74
2013-14	69
2012-13	69
2011-12	64
2010-11	85

**DETENTION:** Another indicator of trends is the number of juveniles being held in DJJ's Detention Center pending court action. Juveniles detained by the family court and law enforcement agencies and determined to be high-risk offenders are held in detention centers. DJJ's Detention Center has had a drastic drop in the daily population from its peak of 132 in 2005-2006. This drop correlated with detention reform efforts implemented by DJJ with the assistance of the University of South Carolina's Children's Law Center.





When in Columbia, please visit DJJ's

# *Store of Hope*

3208 Broad River Road (across from the BiLo)  
Columbia, SC

And like us on Facebook at our  
Store of Hope Facebook page!

## Store Hours

Monday through Friday 10:30 a.m. - 5:30 p.m.  
and the 3rd Saturday of each month 10 a.m. - 2 p.m.

Offering youth-made and refurbished items - including home furnishings, woodcraft and metalcraft, decorative goods, and much more!

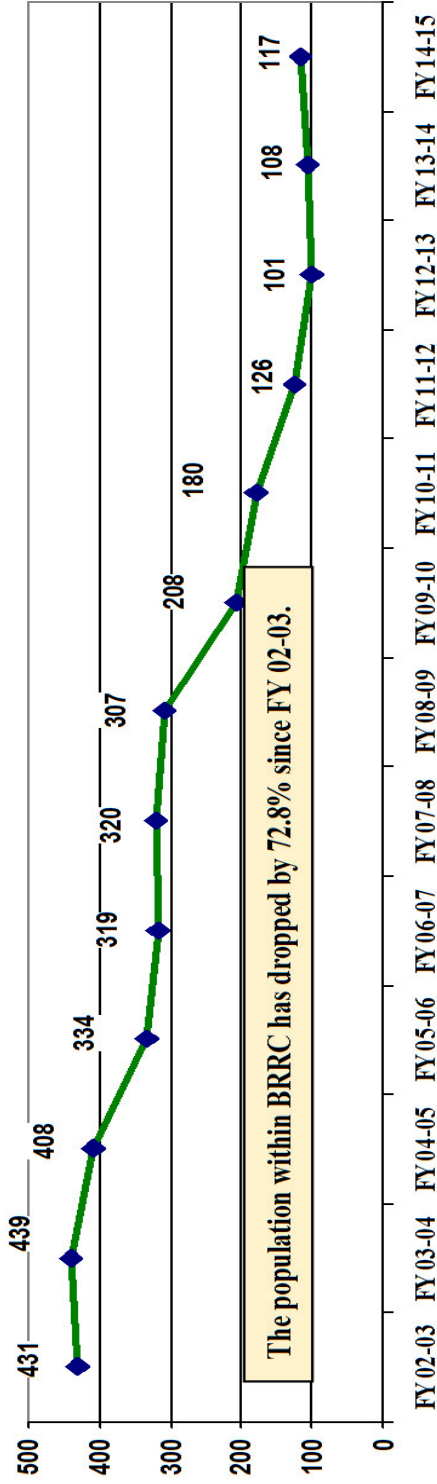


**Special Thanks to the Many Donors, Community Partners, Business Associates and Volunteers Who Make a Difference in the Lives of our Youth.**



Wells Fargo partners with DJJ juveniles and volunteers to help the agency build its third Habitat for Humanity home

# Decline of Population within DJJ's Broad River Road Complex



For more information contact:  
The South Carolina Department of Juvenile Justice  
(803) 896-9749  
**[www.state.sc.us/djj](http://www.state.sc.us/djj)**

The printing of this document was generously supported by the Children's Law Center at the University of South Carolina Law School.

The South Carolina Department of Juvenile Justice does not discriminate in any programs or activities on the basis of race, color, national origin, sex, disability or age. THE FOLLOWING OFFICES HAVE BEEN DESIGNATED TO HANDLE INQUIRIES REGARDING THE NONDISCRIMINATION POLICIES:

Title IX – Inspector General's Office – 803-896-9595  
Title II & 504 – Special Education Office – 803-896-8484