



South Carolina

DEPARTMENT OF
JUVENILE JUSTICE

2017 REPORT CARD

“Empowering our Youth for the Future”



A cabinet-level Agency serving
the state of South Carolina

Mission Statement

It is the mission of the South Carolina Department of Juvenile Justice (DJJ) to protect the public and reclaim juveniles through prevention, community services, education, and rehabilitative services in the least restrictive environment.


Table of Contents

3	Letter from Director Freddie B. Pough
5	South Carolina Juvenile Justice Process
7	Agency Referral Data
8	Diversions and Dispositions
9	Agency Population Profile
11	Education and After-school Data
12	Accountability Data
13	Prevention Program Data
14	Juvenile Justice Trends
15	Store of Hope



Director Pough presents DMV-issued photo ID to a youth offender.

A DJJ juvenile performs with the SC Philharmonic.



A Boeing engineer speaks to youth offenders about careers in the aerospace industry.

From the Director



Freddie Pough
SCDJJ Director

The 14th annual South Carolina Department of Juvenile Justice Report Card provides the public with an executive summary of how we are transforming the State of South Carolina. Our nearly 1400 dedicated DJJ employees are empowering, rehabilitating, and impacting the lives of nearly 3,500 young people under our custody and care.

As you will see throughout this booklet, over the past year, our agency has empowered, rehabilitated and intervened in the lives of our young people through community resources, programming and mentorship. I've taken the liberty to highlight a few notable accomplishments below:

- 148 Graduates in 2016-2017. This is a 60% increase from 2014-2015. I am very proud of the accomplishments within our Birchwood School District.
- 901 youth are ready to enter the South Carolina workforce, after completing one of our Job Readiness Training Programs. In 2016-2017, we doubled our job readiness training sites to 16 throughout South Carolina.
- 3,724 Citizen Volunteers stepped forward to assist DJJ's youth in 2016-2017. This number increased from 2,459, which is a testament to the amazing people of South Carolina. The value is incalculable for our youth, but the monetary value totals nearly \$1 Million for DJJ. Thank you to all of our volunteers!



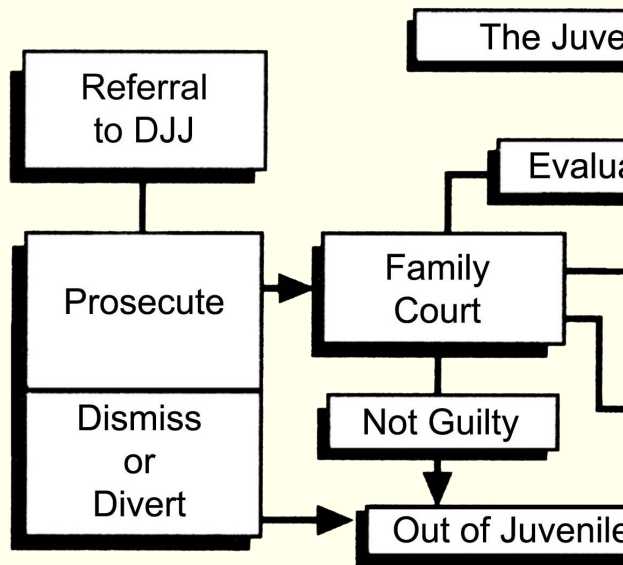
DJJ has worked hard, stayed the course and brought valued change and direction to the lives of our kids and their families. I feel confident that DJJ is well on its way to sustainable and operational growth through the development and execution of our Agency’s Master Plan, “My 2020 Vision.”

I am proud of our accomplishments, our responsibility to each other, our youth and the State of South Carolina. We will continue the great work our staff, youth and volunteers are doing each day to ensure that we are transforming our state for the future!

Servant Leader,



Director, South Carolina
Department of Juvenile Justice



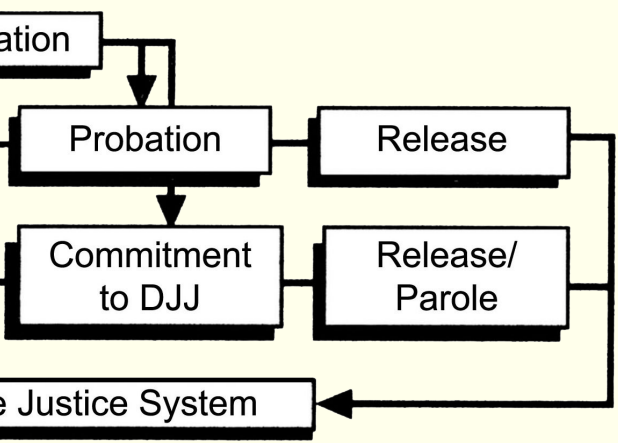
Youth offenders usually enter the juvenile justice system in South Carolina when they are taken into custody by law enforcement or when a solicitor or a school refers them to DJJ. At this stage, personnel at a DJJ county office usually interview the juvenile. DJJ has offices in 43 of South Carolina’s 46 counties. Law enforcement also may elect to send the juvenile to a South Carolina juvenile detention center, pending a hearing.

After county office or detention center personnel have interviewed a youth offender, DJJ makes recommendations to the solicitor’s office regarding the case. The solicitor has a number of options available when deciding how to pursue a case. A solicitor may choose to divert youth to a community program, such as Juvenile Arbitration, or require the juvenile to make restitution for the offense. Solicitors also may choose to proceed with prosecution or dismiss a case entirely.

If the solicitor chooses to prosecute, the next stage of the process involves the family court. A family court judge determines the guilt or innocence of the juvenile and sentences those adjudicated delinquent (found guilty). Often a judge will request a DJJ evaluation of the juvenile before making a final ruling, or prior to commitment. This evaluation involves psychological, social and educational assessments conducted either in the community or at one of DJJ’s three regional evaluation centers. The resulting comprehensive evaluation helps the judge decide how to proceed in the best interests of the juvenile, victim and community.



Juvenile Justice Process



A family court judge may find that a youth offender is not delinquent (not guilty). After a finding of delinquency, the judge has several sentencing options. Chief among these is probation, which maintains the juvenile in the community under DJJ supervision. The judge may also commit the youth to DJJ custody by imposing a determinate (fixed amount of time) or indeterminate sentence. An indeterminate sentence allows the youth to be confined up to the age of 21.

Upon indeterminate commitment, youth offenders will be given a time range or “guideline,” determined by the state Board of Juvenile Parole (for all felonies and select misdemeanors) or DJJ’s own release authority (for most misdemeanors and all status offenses). This range is based on the severity of the juvenile’s offense and his or her history of previous offenses. These guidelines can run anywhere from 1-3 months up to 36-54 months. The Board and DJJ use these guidelines – along with an evaluation of the juvenile’s behavior and progress – to determine the length of incarceration.

Youth may remain incarcerated beyond their guideline (up to their 21st birthday). They may also be paroled prior to their minimum guideline for exceptional behavior and progress.

Juveniles may be granted conditional or unconditional releases. A conditional release might involve requiring the juvenile to complete a local aftercare program or program at a wilderness camp or group home. A conditional release also involves a period of parole supervision. DJJ county officers supervise youth on parole, much as they supervise those on probation.

Cases Referred to DJJ

2016 - 2017	13,591
2015 - 2016	15,429
2014 - 2015	15,697
2013 - 2014	16,429
2012 - 2013	16,754

In FY 2016-2017, 13,591 cases were referred to DJJ, a 19% drop in the last five years.

The age breakdown for referrals to DJJ in FY 16/17 was 26% age 13 or younger, 48% age 14 or 15, and 26% age 16 or older.

The gender breakdown for FY 16/17 was 67% male and 33% female.

The racial breakdown for FY 16/17 was 55% Black, 40% White, 3% Hispanic, and 2% other race/ethnicity.

A case may consist of one or more offenses charged to a juvenile and processed together. The most serious offense is used to categorize a case when multiple offenses are involved.

Five Most Frequent Offenses Associated with Referrals to DJJ

- #1 Assault and Battery, 3rd
- #2 Shoplifting
- #3 Public Disorderly Conduct
- #4 Simple Posses./Marijuana
- #5 Disturbing Schools

The #1 charge associated with cases referred to DJJ statewide was Assault and Battery, 3rd Degree. 10% of all cases referred to DJJ involved violent and serious offenses.



Offenders Diverted by Juvenile Arbitration Programs

2016 - 2017	3,278
2015 - 2016	3,829
2014 - 2015	3,841
2013 - 2014	4,078
2012 - 2013	4,234

Juvenile Arbitration is a program operated in all 16 judicial circuits in South Carolina to divert first-time, non-violent youth offenders from the court. In the program, trained citizen volunteers work with offenders/parents, victims and law enforcement to determine appropriate sanctions.

SOLICITOR DECISIONS:

In FY 16/17, Solicitors diverted, dismissed, or did not prosecute over half of juvenile cases (53%). Forty-seven percent of the cases moved forward to the Family Court based on decisions to prosecute or issue rule to show cause petitions.

FAMILY COURT JUDICIAL DISPOSITIONS:

The Family Court disposed of 5,363 juvenile cases during FY 16/17. Probation was the primary disposition in 63% of the cases. Another 10% of the cases also have probation occurring as a dual sentence following a short period of commitment.

Average Daily Population

Hardware Secure Custody	394
Staff Secure Wilderness Camps	142
Multi-Agency and Therapeutic Placements	103
Marine Programs	58
Mental Health Placements	<u>46</u>
Total:	743

During Fiscal Year 2016-17, an average daily population of 394 youth offenders were held in hardware-secure facilities at DJJ.

DJJ participates in the Performance based Standards (PbS) project of the Council of Juvenile Corrections Administrators. This year, all of DJJ’s secure facilities meet or exceed PbS standards.

DJJ RECIDIVISM RATES:

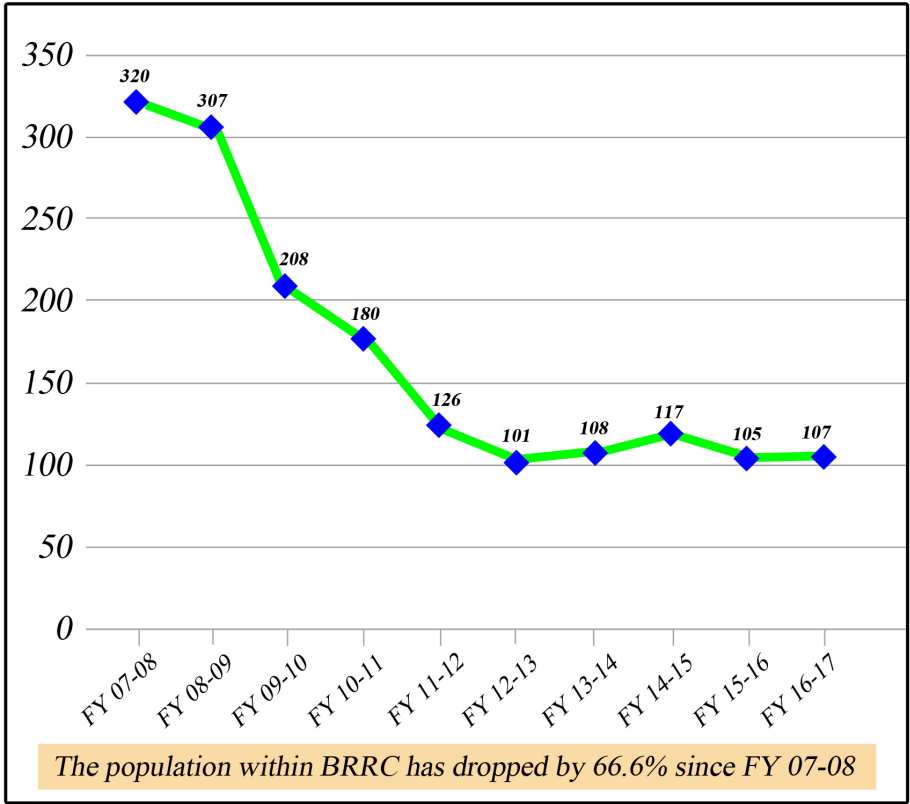
FY 2013-2014 through FY 2015-2016 (Latest Year)

SCDJJ defines its Annual Recidivism Rate as: *Youth who are adjudicated for a new offense within one year of completing Arbitration, Probation or Commitment.*

	FY 2013-14	FY 2014-15	FY 2015-16
Arbitration	4.8%	5.6%	5.4%
Probation	15.8%	15.0%	15.4%
Commitment	16.6%	16.8%	16.0%



Decline in Population within the BRRC
(Last 10 Years)



**Juvenile Parole
 & Probation Caseloads
 in Communities**

2016 - 2017	2,744
2015 - 2016	2,948
2014 - 2015	3,164
2013 - 2014	3,474
2012 - 2013	3,495

The supervision of offenders in their communities enhances community safety. DJJ’s community staff supervised 2,744 youth offenders either on probation or parole at the close of Fiscal Year 2016-2017.



Youth Served by TASC

2016 - 2017	3,792 Youth
2015 - 2016	4,291 Youth
2014 - 2015	4,279 Youth
2013 - 2014	1,653 Youth
2012 - 2013	1,156 Youth


Teen After-School Centers are programs providing mentoring, tutoring, and supervised recreation in the critical after-school hours. 3,792 students were served in FY16-17. The significant increase over the last few years is a result of the number of TASC sites growing from 25 at the beginning of FY 2014 to 42 sites by the end of FY 2016-17.

DJJ School District Graduates

2016 - 2017	148
2015 - 2016	94
2014 - 2015	38
2013 - 2014	92
2012 - 2013	117

DJJ operates its own school district for incarcerated youth, currently with high school and middle school programs accredited by the South Carolina Department of Education.

DJJ's Birchwood School is accredited by the Southern Association of Colleges and Schools (SACS). Post-secondary opportunities are also available for students.



"It was hard. It made me want to quit, but I kept pushing myself. I never really liked school, but I want to do something more with my life."

Jakorey B. on taking college courses while at SCDJJ.

Restitution to Victims

# of Cases:	1,189
Amount Ordered:	\$326,632
Amount Paid:	\$220,510

Offenders are expected to pay back victims of crime for the harm caused. In FY 2016-17, restitution was ordered in 1,189 new cases totaling \$326,632. A total of \$220,510 was paid to victims during the fiscal year.

Restorative Community Work Service Hours

# of Cases:	1,162
Hours Ordered:	26,418
Hours Worked:	20,426
\$ Value:	\$148,088.50 (calculated at minimum wage)

Offenders are expected to perform work service to repay their community for the harm they caused. In FY 2016-17, 1,162 new cases included orders for work service hours, which totaled 26,418 hours. During the year, 20,426 hours were completed by offenders in their communities.

Victims Contacted by DJJ

Victims contacted: 6,703

Victims of juvenile crime are given the opportunity to serve as speakers on victim impact panels. These panels allow victims to tell offenders face-to-face how the crimes

impacted their lives. In FY 2016-2017, 91 victim impact classes were held. 633 youth offenders attended these classes.

PREVENTION

Empowering youth through education

G.R.E.A.T.

# of school classes taught:	20
# of students:	436

DJJ staff, certified as instructors in the evidence-based U.S. Department of Justice's G.R.E.A.T. gang prevention curriculum, taught in 20 public school classes in FY 16-17, reaching 436 at-risk students.

Enrollment For Job Readiness Training Center (JRTC) Classes

2016 - 2017	1,423
-------------	-------

DJJ's Job Readiness Training Center (JRTC) enrollment was 1,423 for its training classes in FY 2016-2017. Students at JRTC took classes in financial literacy, culinary arts, leadership, interviewing skills, public speaking, interpersonal skills and many other areas related to life skills and job placement.

Youth Completing a JRT Program in the Community

2016 - 2017	901
2015 - 2016	475

During fiscal year 2016-17, 901 youth completed job readiness training in DJJ's 16 community job readiness training sites located throughout the state (max capacity was 920). DJJ doubled the number of sites from the previous fiscal year, leading to almost twice the number of youth who completed a JRT program.

Citizen Participation

Active Volunteers:	591
One-Time Volunteers:	3,133
Hrs. Contributed:	36,204.5
Value:	\$791,068.33 (calculated at \$21.85/hr)*

DJJ offered students in its school district numerous career and technology classes and certifications such as graphics arts, automotive collision repair, horticulture, culinary arts, parenting, carpentry, ServSafe, forklift, WorkKeys and welding.

*This hourly rate is promoted by the South Carolina Association for Volunteer Administration (SCAVA)

FY 2016-17, 3,724 volunteers assisted DJJ. Citizen volunteers helped make our communities safer by contributing over 36,000 hours of services, valuing nearly \$1 million.



20-Year Comparison of Violent & Serious Juvenile Cases in SC

Year	# of Cases
2016 - 2017	1,397
1996 - 1997	2,882

Nationally and in South Carolina, juvenile violent crime peaked in the mid-1990's. Over the past 20 years, violent and serious juvenile crime in South Carolina has decreased by 52%. The number of cases includes youth offenders referred more than once during the fiscal year.

Cases Resulting in Commitment to DJJ

Year	Number
2016-17	1,060
2015-16	1,174
2014-15	1,312
2013-14	1,364
2012-13	1,374

One indicator of trends in South Carolina's juvenile justice system is the number of offenders committed to DJJ. This table compares the number of offenders sentenced to DJJ over the past five years.

Daily Population of Juveniles Held in DJJ's Detention Center

Year	Number
2016-17	67
2015-16	69
2014-15	74
2013-14	69
2012-13	69

Another indicator of trends is the number of juveniles held at DJJ's Detention Center pending court action. Youth determined to be high-risk offenders are held in detention centers. DJJ's Detention Center in Columbia experienced a drastic drop in the daily population from its peak of 132 in 2005-2006. The facility was

originally designed to hold up to 72 youth offenders. For ten of twelve months in FY16/17 the average population was at or below design capacity.





Visit DJJ's
Store of Hope

3208 Broad River Road
Columbia, SC 29210

Like us on Facebook at our Store of Hope page!

Store Hours


Monday through Friday, 10 a.m. - 5:30 p.m.
and the 3rd Saturday of each month, 10 a.m. - 2 p.m.

Offering youth-made and refurbished items - including home furnishings, woodcraft and metalcraft, decorative goods and much more!





A special thank you to the many donors, community partners, business associates and volunteers who make a difference in the lives of our youth.



For more information contact:
The South Carolina Department of Juvenile Justice
(803) 896-9749

www.state.sc.us/djj

The printing of this document was generously supported by
the Children's Law Center at the University of South Carolina Law School.



South Carolina

DEPARTMENT OF
JUVENILE JUSTICE



facebook.com/SCDJJ



[@SCDJJPIO](https://twitter.com/SCDJJPIO)

The South Carolina Department of Juvenile Justice does not discriminate in any programs or activities on the basis of race, color, national origin, sex, disability or age.

THE FOLLOWING OFFICES HAVE BEEN DESIGNATED TO HANDLE
INQUIRIES REGARDING THE NONDISCRIMINATION POLICIES:

Title IX – Inspector General's Office – 803-896-9595

Title II & 504 – Special Education Office – 803-896-8484